





KIT A 803 AVANT FLOOR





 Collettore di mandata con detentori micrometrici, valvola sfogo aria e rubinetto di carico/scarico acqua, valvola a sfera; collettore di ritorno con valvole termostattizzabili e cappellotti di regolazione, valvola sfogo aria, rubinetto di carico/scarico acqua, valvola a sfera.

 Inlet manifold with lockshields, air vent and draining valve, ball valve; return manifold with thermostatic valves with operating manual caps, air vent and draining valve, ball valve.

 Vorlaufverteiler mit mikrometrischen Rücklaufverschraubungen, Entlüftungsventil und Füll-Entleerungshahn Kugelhahn; Rücklaufverteiler mit Regulierventilen (für thermoelektrischen Kopf), Handrädern, Entlüftungsventil und Füll-Entleerungshahn, Kugelhahn.

 Collecteur d'alimentation avec détenteurs micrométriques, vanne de purge d'air et robinets de remplissage/devidange, vanne à boisseau sphérique; collecteur de retour avec vannes thermostatisables, et chapeaux de réglage, vanne de purge d'air et robinets de remplissage et devidange, vanne à boisseau sphérique.

 Входной коллектор с микрометрическими отсекающими вентилями, воздухоотводчиком, краном впуск-выпуск и шаровым краном. Обратный коллектор с термостатическими клапанами и регулируемыми колпачками, воздухоотводчиком, краном впуск/выпуск и шаровым краном.



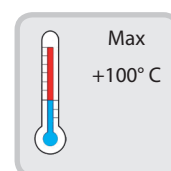
Collettore in acciaio inox AISI 304 1" - 1"1/4, connessioni 3/4" EK interasse 50 mm, zanche di fissaggio antivibrazione, etichette e istruzioni.

AISI 304 stainless steel manifold 1" - 1"1/4, 3/4" Eurocone connections centre hole distance 50 mm, mounting brackets which minimise noise and vibration, stickers and assembly instruction.

Verteiler aus rostfreiem Edelstahl AISI 304 mit 1" - 1" 1/4, 3/4" anschlüssen Eurokonus abstand 50 mm, schwingungsdämpfenden Befestigungsklammern, etiketten und anweisungen.

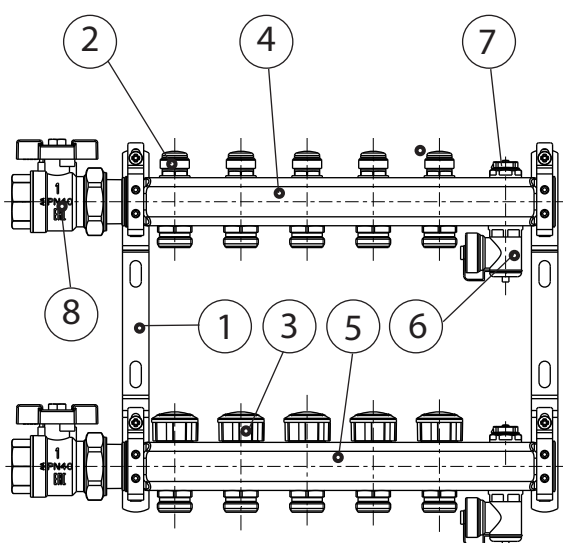
Collecteur en acier inox AISI 304 1" - 1"1/4, fixations 3/4" EK entraxes 50 mm, plaques d'ancre antivibration, étiquettes et instructions.

Коллектор из нержавеющей стали AISI 304, размеры 1" - 1"1/4, 3/4" соединения Евроконус межосевое расстояние 50 мм, крепления с защитой от вибрации, инструкция по сборке.

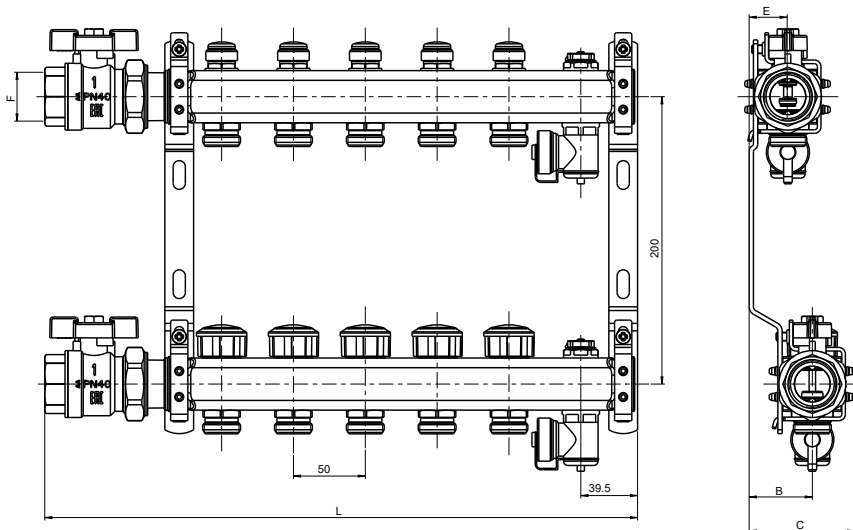


Dati tecnici - Technical data

Pressione massima di esercizio	10 bar
Max. working pressure	10 bar
Pressione differenziale massima	1 bar
Max. Differential pressure	1 bar



N	DENOMINAZIONE PART NAME	MATERIALE MATERIAL	TRATTAMENTO TREATMENT
1	Zanca Acciaio Mounting brackets	Acciaio Steel	Zincata Zinc plated
2	Detentore micrometrico Lockshield		
3	Valvola termostattizzabile Thermostatic valve		
4	Collettori con detentori Manifold with lockshields	Acciaio inox AISI 304 Stainless steel AISI 304	
5	Collettore con valvole Manifold with valves	Acciaio inox AISI 304 Stainless steel AISI 304	
6	Rubinetto di carico-scarico Draining valve	Ottone Brass CW 617N - UNI EN 2165/98	Nichelato Nickel plated
7	Sfogo aria Air-vent	Ottone Brass CW 617N - UNI EN 2165/98	Nichelato Nickel plated
8	Valvola a sfera Ball valve	Ottone Brass CW 617N - UNI EN 2165/98	Nichelato Nickel plated



Code	Tippe	F	L	B	C	E
1803A22502	2 vie	G 1"	263	44	73.5	27
1803A22503	3 vie	G 1"	313	44	73.5	27
1803A22504	4 vie	G 1"	363	44	73.5	27
1803A22505	5 vie	G 1"	413	44	73.5	27
1803A22506	6 vie	G 1"	463	44	73.5	27
1803A22507	7 vie	G 1"	513	44	73.5	27
1803A22508	8 vie	G 1"	563	44	73.5	27
1803A22509	9 vie	G 1"	613	44	73.5	27
1803A22510	10 vie	G 1"	663	44	73.5	27
1803A22511	11 vie	G 1"	713	44	73.5	27
1803A22512	12 vie	G 1"	763	44	73.5	27
1803A32506	6 vie	G 1"1/4	486	46.5	79.5	29.5
1803A32507	7 vie	G 1"1/4	536	46.5	79.5	29.5
1803A32508	8 vie	G 1"1/4	586	46.5	79.5	29.5
1803A32509	9 vie	G 1"1/4	636	46.5	79.5	29.5
1803A32510	10 vie	G 1"1/4	686	46.5	79.5	29.5
1803A32511	11 vie	G 1"1/4	736	46.5	79.5	29.5
1803A32512	12 vie	G 1"1/4	768	46.5	79.5	29.5

DIAGRAMMA PERDITE DI CARICO
FLOW AND PRESSURE DROP

KVs 3.8 m²/h

